


Value Equity Fund

Why GIPS®?

 **Global**
Recognized Around the world

 **Full Disclosure**
Improves transparency

 **Trust**
Goes beyond legal reporting requirements

 **Current**
Continuously evolving

Annualized Total Returns through August 31, 2021

Inception Date : May 2, 2012

Benchmark : S&P Sri Lanka 20 Index

Annualized	YTD*	1 Year	3 Year	5 Year	10 Year	Since Inception
Fund Net Returns	1.34	28.52	4.59	2.27	n/a	9.49
Benchmark Returns	31.96	48.45	6.08	3.06	n/a	4.87

**The Year to Date (YTD) returns shows the return as of August 31, 2021. (non-annualized)*

Investment Objective

The fundamental investment objective of JB Vantage Value Equity Fund is to achieve long term capital appreciation through investments in securities of large and mid-cap companies which the portfolio manager determines to have strong appreciation potential that is not reflected in the trading price of such securities.

Other Information


Performance figures are based on historical information and do not guarantee future results. Prospective clients should recognize the limitations inherent in the Fund strategy and should consider all information presented by JB Financial (Pvt) Ltd regarding the firm’s investment management capabilities. The Fund is licensed by the Securities and Exchange Commission of Sri Lanka. However, this does not imply a certain level of skill or training.


Firm Description


JB Financial (Pvt) Ltd (the firm) is a SEC licensed investment manager. Total firm assets can be decomposed into three composites and two pooled funds: namely the Institutional Equity Composite, Core Fixed Income Composite, Core Equity Composite, JB Vantage Money Market Fund and JB Vantage Short Term GILT Fund.

 **JB Vantage Money Market Fund**

 **JB Vantage Short Term GILT Fund**

 **Institutional Equity Composite**
JB Vantage Value Equity Fund

 **Core Fixed Income Composite**

 **Core Equity Composite**

Value Equity Fund

Primary Risks of the Fund

An investment in the Fund involves risks, including those described below. There is no assurance that the Fund will achieve its investment objective, and you may lose money.

Market Risk: This risk applies to the listed share market as a whole and is the chance that share prices overall will decline. Share markets tend to move in cycles, with periods of falling prices. The value of the Fund's portfolio may be affected by changes in the share market.

Although an equity Fund's value can rise and fall quickly (and dramatically) over the short term, historically shares have performed better over the long term than other types of investments- including corporate bonds, government bonds, and treasury securities. Overall "market risk" poses the greatest potential danger for investors in equity funds. Share prices can fluctuate for a broad range of reasons- such as the overall strength of the economy or demand for particular products or services.

Investment style Risk: This is the chance that returns from large- and mid-capitalization value stocks, the value style, will trail returns from the overall equity market. While a "value" conscious approach may provide a less bumpy ride in the share market, the Fund may not keep up in a strong bull market.

Manager Risk: Manager Risk, which is the chance that poor security selection or focus on securities in a particular sector, category, or group of companies on the part of the portfolio manager will cause the Fund to underperform relevant benchmarks or other Funds with a similar investment objective.

Benchmark Definition

The benchmark for JB Vantage Value Equity Fund is the total return on the S&P Sri Lanka 20 Index. The S&P SL20, or the Standard & Poor's Sri Lanka 20, is a stock market index, based on market capitalization, that follows the performance of 20 leading publicly traded companies listed in the Colombo Stock Exchange.

Large investor risk: Securities of unit trusts may be purchased and sold by "large" investors, such as institutional Funds and investment portfolios. If a large investor redeems a portion or all of its investment from a unit trust, that Fund may benefit from capital gains and other transaction costs in the process of making the payout. In addition, some securities may have to be sold at unfavorable prices, thus reducing the Fund's potential return. Conversely, if a large investor was to increase his/her investment in a Fund, that Fund may have to hold a relatively large position in cash for a period of time while the portfolio manager attempts to find suitable investments. This could also negatively impact the performance of the Fund.

Liquidity risk: Liquidity risk is the possibility that a unit trust will not be able to convert its investments to cash when it needs to or will not be able to do so at a reasonable price. Some securities are illiquid because of legal restrictions, the nature of the investment itself, settlement terms, a shortage of buyers or other reasons. Generally, investments with lower liquidity tend to have more dramatic price changes and may subject the holder to losses or additional costs.

JB Financial (Pvt) Ltd claims compliance with the Global Investment Performance Standards (GIPS®). GIPS® is a registered trademark of CFA Institute. CFA Institute does not endorse or promote this organization, nor does it warrant the accuracy or quality of the content contained herein. GIPS-compliant performance information for the firm's strategies and products is available upon request.