



Quick facts

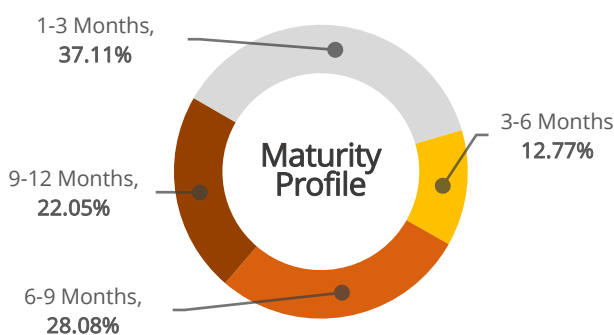
Inception Date	August 04, 2011	Fund Manager	JB Financial (Pvt) Ltd
Total Value of the Fund on November 30, 2020	LKR 16.15 Billion	Portfolio Manager	Christine Bandaranaike, CFA
Total Expense Ratio (TER) as at June 30, 2020	0.34%	Minimum Initial Investment	LKR 1 Million

What does the fund invest in?

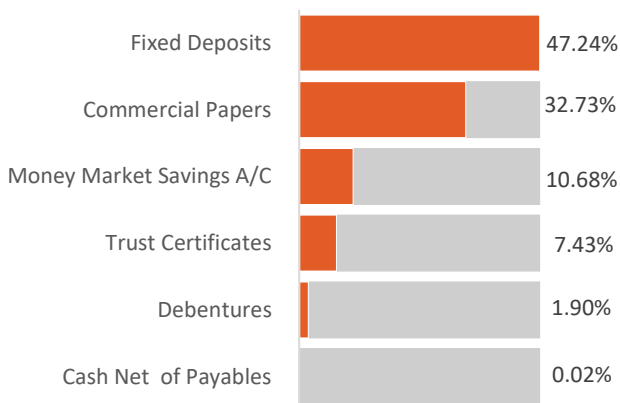
The fund invests mainly in short term corporate issues such as fixed deposits, commercial papers and trust certificates issued by regulated commercial banks and finance companies, and other corporate issuers holding investment grade ratings (BBB- and above).

The charts below give you a snapshot of the fund's investments on November 30, 2020. The fund's investments will change.

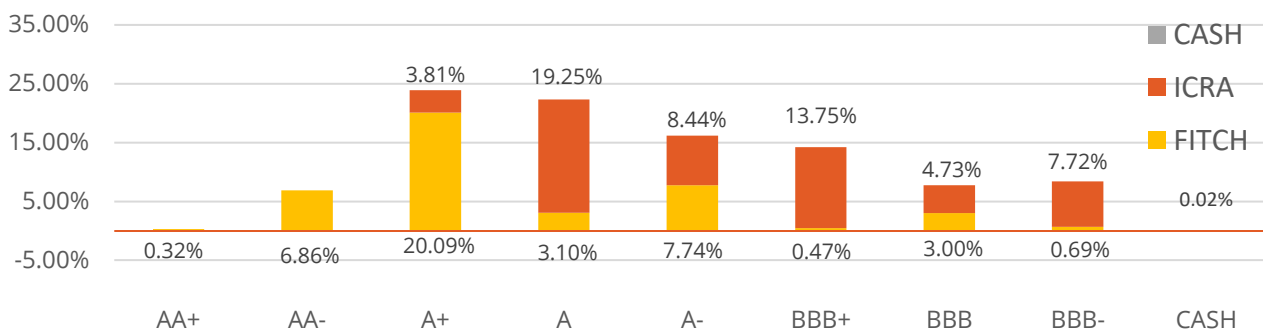
Investment Mix



Asset allocation



Credit Profile



How risky is it?

The value of the fund can go down as well as up. One way to estimate risk is to look at "volatility" (how much a fund's returns change over time).

Usually, funds with higher volatility will have returns that change more over time. They normally have a greater chance of losing money and also have a greater chance of higher returns.

Funds with lower volatility tend to have returns that change less over time. They usually have lower returns and may have a lower chance of losing money

This document contains key information you should know about the JB Vantage Money Market Fund. You can find more detailed information in the fund's explanatory memorandum. Ask your representative for a copy. Before you invest in any fund, consider how the fund would work with your other investments and your tolerance for risk.

Contact JB Vantage at



Risk Rating

Money market funds are generally expected to be a low risk investment category when compared to equity funds. This is due to the high credit worthiness, liquidity and shorter maturity of the investments. However the return earned on units of the fund will change in line with changes in current interest rates attributable to the underlying investments.

For more information about the specific risks that can affect the fund's returns, see the sections entitled "What are the risks of investing in the fund?" and "Who should invest in the fund?" in the fund's explanatory memorandum.

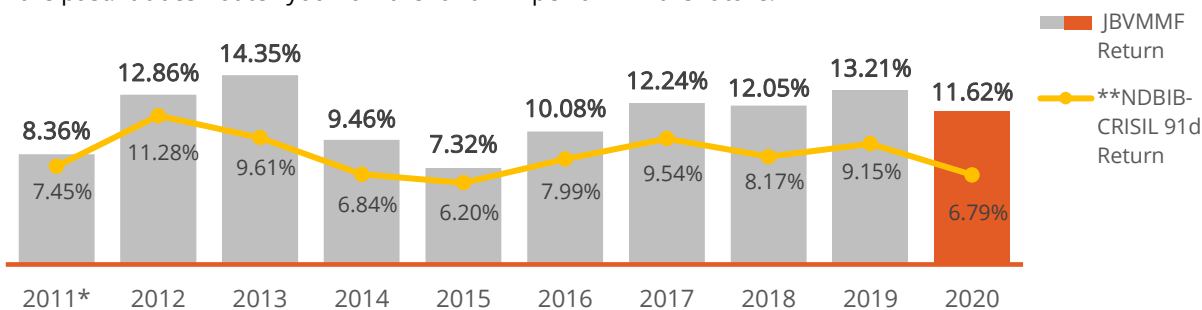


*Compared to equity funds

Year-by-year returns

This chart shows how the fund has performed over the past 08 completed calendar years and the Year to Date return 2020. The fund's price dropped in value in none of the 08 years.

The range of returns and change from year to year can help you assess how risky the fund has been in the past. It does not tell you how the fund will perform in the future.



*The Year to Date (YTD) return for 2011 has been calculated for the period from 04 August 2011 to 30 December 2011 (annualized)

**Benchmarks for the MMF is the NDB-CRISIL 91 Day T Bill index. The NDBIB-CRISIL 91d T Bill index seeks to capture the performance of 91 Day T-Bill in Sri Lanka's government securities market.

***The Year to Date (YTD) return for 2020 shows the return as at November 30, 2020 (annualized)

Best and worst 03-month returns

This table shows the best and worst returns of the fund in a 03-month period (non annualized return) since inception. The best and worst 03-month returns could be higher or lower in the future. Consider how much of a loss you could afford to take in a short period of time.

	*NDB-CRISIL 91d Current Yield	Return	3 months ending	If you invested LKR 1million at the beginning of the 03-month period
Best Return	2.36%	3.65%	31 May, 2013	Your investment would rise to LKR 1,036,540.07
Worst Return	1.49%	1.69%	30 April, 2015	Your investment would rise to LKR 1,016,930.72
Current Return	1.12%	2.29%	30 November, 2020	Your investment would rise to LKR 1,022,929.06

*Benchmarks for the MMF is the NDB-CRISIL 91 Day T Bill index. The NDBIB-CRISIL 91d T Bill index seeks to capture the performance of 91 Day T-Bill in Sri Lanka's government securities market.

The **annual compounded return** of the fund (since inception) is 11.34% as at November 30, 2020. This return describes the rate at which the fund would have grown if it had grown at a steady rate. If you had invested LKR 1 million in the money market fund at inception, your investment would now be worth LKR 2.7 million as at November 30, 2020.

Who is this fund for ?

The Fund may be suitable for short-term investors who want:

- Regular income
- Have a low tolerance for risk
- A cash shelter between investing in the stock market

A word about tax

Income from fixed income unit trusts is taxable¹ in the hands of the unit holder.

1. WHT of 5% was removed as of 01 January 2020, prior to that it was the final rate for individual investors

How much does it cost ?

The following tables show the fees and expenses you could pay to buy, own and sell units. The unit holder pays some of these expenses directly. Others are payable by the fund, which reduces the value of the investments in the fund.

Sales charges

This fund is available on a "no-load" basis which means that you do not pay a sales charge when you invest into this fund.

Fund expenses

You don't pay these expenses directly. They affect you because they reduce the fund's returns. As of June 30, 2020, the fund's total expense ratio was 0.34%.

Management & Trustee fees

Administration fee

Administration fees will be payable in consideration of the operating expenses of the fund such as audit and bank charges.

Custodian fee

The custodian fee is LKR 180,000 per annum (plus taxes)

Taxes

Taxes, tax filing costs and other duties payable in the establishment, execution, management or termination of the fund.

Portfolio Transaction costs

Costs associated with portfolio transactions

For more information

Contact JB Vantage or your representative for a copy of the fund's explanatory memorandum and other disclosure documents. These documents and the fund facts make up the fund's legal documents.

JB Financial (Pvt) Ltd
150, St. Joseph's Street, Colombo 14, Sri Lanka

Contact JB Vantage at

 +94 11 249 0984  www.jbvantage.lk  info.financial@jb.lk

*Before you invest in any fund, consider how the fund would work with your other investments and your tolerance for risk.