



### Quick facts

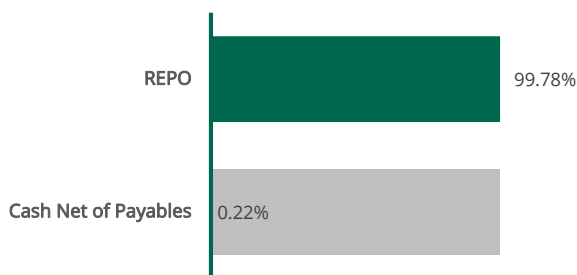
Inception Date	January 25, 2016	Fund Manager	JB Financial (Pvt) Ltd
Total Value of the Fund on January 31, 2020.	LKR 1.0 Billion	Portfolio Manager	Christine Bandaranaike, CFA
Total Expense Ratio (TER) as at December 31, 2019	0.63%	Minimum Initial Investment	LKR 100,000

### What does the fund invest in?

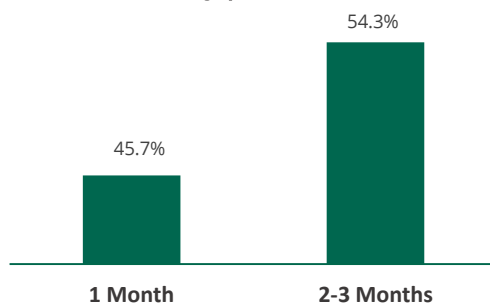
The Fund invests in gilt edged or "gilts" issued by or guaranteed as to principal and interest by the Government of Sri Lanka (GOSL), such as treasury bills and bonds. **The charts below give you a snapshot of the fund's investments on January 31, 2020. The fund's investments will change.**

### Investment Mix

#### Asset allocation



#### Maturity profile



### How risky is it?

The value of the fund can go down as well as up. One way to estimate risk is to look at how much a fund's returns change over time. This is called "volatility".

Usually, funds with higher volatility will have returns that change more over time. They normally have a greater chance of losing money and also have a greater chance of higher returns.

Funds with lower volatility tend to have returns that change less over time. They usually have lower returns and may have a lower chance of losing money.

### No guarantees

Like most mutual funds, this fund is not guaranteed or insured. You may not get back the amount of money you invest.

### Risk rating

Treasury funds are generally expected to be a low risk investment category when compared to both equity and money market funds. This is due to the high credit worthiness of the Government of Sri Lanka, liquidity and depth of the treasury market and shorter maturities of the investments. However, any dividend paid, or interest accruing will change in line with changes in current interest rates due to the short-term and liquid nature of the Fund.

For more information about the specific risks that can affect the fund's returns, see the sections entitled "What are the risks of investing in the fund?" and "Who should invest in the fund?" in the fund's explanatory memorandum.



\*Compared to equity & money market funds

This document contains key information you should know about the JB Vantage Short Term Gilt Fund. You can find more detailed information in the fund's simplified prospectus. Ask your representative for a copy. Before you invest in any fund, consider how the fund would work with your other investments and your tolerance for risk.

### Contact JB Vantage at

+94 11 249 0984 [www.jbvantage.lk](http://www.jbvantage.lk) [info.financial@jb.lk](mailto:info.financial@jb.lk)



## How has the fund performed?

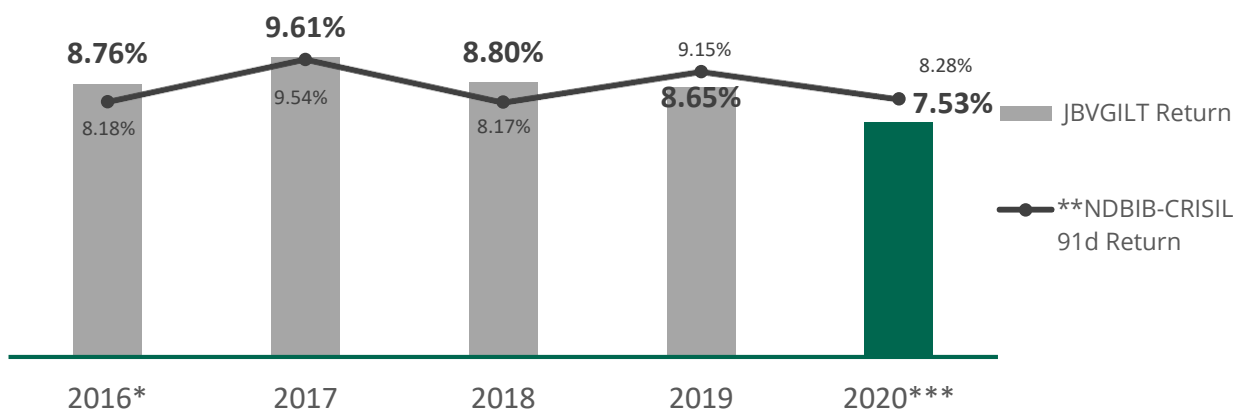
This section tells you how the fund has performed over the past 04 years. The returns are after all fees and expenses have been deducted.

The 07-day annualized yield is 7.48%, (24 – 31 January 2020) it tells investors what the fund would yield in a year, based on the returns earned in a 07-day period.

## Year-by-year returns

This chart shows how the fund has performed over the past completed 04 calendar year and the Year to Date return 2020. The fund's price dropped in value in **none** of the 04 years.

The range of returns and change from year to year can help you assess how risky the fund has been in the past. It does not tell you how the fund will perform in the future.



\*The Year to Date (YTD) return for 2016 has been calculated for the period from 25 January 2016 to 31 December 2016 (annualized)

\*\*Benchmarks for the GILT fund is the NDBIB – CRISIL 91 Day T-bill index., seeks to capture the performance of 91 Day T-Bill in Sri Lanka's government securities market.

\*\*\*The Year to Date (YTD) for 2020 shows the return as at January 31,2020 (annualized)

## Best and worst 03-month returns

This table shows the best and worst returns of the fund in a 03-month period (non annualized return) since inception. The best and worst 03-month returns could be higher or lower in the future. Consider how much of a loss you could afford to take in a short period of time.

	Benchmark*	Return	03 months ending	If you invested LKR 100,000 at the beginning of the 03-month period (excluding any front end fees)
<b>Best Return</b>	2.09%	2.41%	31 January 2017	Your investment would rise to LKR 102,406.82
<b>Worst Return</b>	1.57%	1.78%	29 April 2016	Your investment would rise to LKR 101,777.99
<b>Current Return</b>	1.97%	1.91%	31 January 2020	Your investment would rise to LKR 101,909.76

\*Benchmarks for the GILT fund is the NDBIB – CRISIL 91 Day T-bill index., seeks to capture the performance of 91 Day T-Bill in Sri Lanka's government securities market.

The **annual compounded return** of the fund (since inception) is 8.94% as at January 31, 2020. This return describes the rate at which the fund would have grown if it had grown at a steady rate. If you had invested LKR 100,000 in the gilt fund at inception, your investment would now be worth LKR 141,068 as at January 31, 2020.

## Who is this fund for ?

The Fund may be suitable for short-term investors who want :

- Higher level of safety
- Greater liquidity and have a low tolerance for risk
- A cash shelter between investing in the stock market

## A word about tax

For individual investors the resulting return is subject to taxation of income at their marginal tax rate.

The resulting return is subject to a tax rate of 28% for corporate investors.

## How much does it cost ?

The following tables show the fees and expenses you could pay to buy, own and sell units.

The unit holder pays some of these expenses directly. Others are payable by the fund, which reduces the value of the investments in the fund.

### Sales charges

This fund is available on a "no-load" basis which means that you do not pay a sales charge when you invest into this fund.

### Fund expenses

You don't pay these expenses directly. They affect you because they reduce the fund's returns. As of December 31, 2019, the fund's total expense ratio was 0.63%. The breakdown of the fund's expenses are given below.

### Management & Trustee fees

#### Administration fee

Administration fees will be payable in consideration of the operating expenses of the fund such as audit and bank charges.

#### Custodian fee

The custodian fee is LKR 180,000 per annum (plus taxes)

#### Taxes

Taxes, tax filing costs and other duties payable in the establishment, execution, management or termination of the fund.

#### Portfolio Transaction costs

Costs associated with portfolio transactions

### For more information

Contact **JB Vantage** or your representative for a copy of the fund's explanatory memorandum and other disclosure documents. These documents and the fund facts make up the fund's legal documents.

JB Financial (Pvt) Ltd  
 150, St. Joseph's Street, Colombo 14, Sri Lanka

### Contact JB Vantage at

 +94 11 249 0984  [www.jbvantage.lk](http://www.jbvantage.lk)  [info.financial@jb.lk](mailto:info.financial@jb.lk)

\*Before you invest in any fund, consider how the fund would work with your other investments and your tolerance for risk.